



ROAD WIDENER

Application Guide



W330
W430
W530
W730A



PLACE MATERIAL WHERE YOU NEED IT IN A SINGLE PASS

HOW DOES A ROAD WIDENER WORK?

When it comes to placing the right amount of material at the correct grade and slope in one pass, whether on a shoulder or elsewhere, the best equipment for the job is a Weiler road widener.

ONE TOUCH HANDLING RESULTS IN QUICK WORK FOR THE CREW AND COST SAVINGS FOR YOU

In a single pass, you are able to place material at a depth that previously took two, maybe three trips down the road. A Weiler road widener provides one touch handling of materials to keep your crew moving and your costs down.

SIMPLE IN DESIGN, YET HIGHLY EFFECTIVE

A road widener receives material from the dump truck directly into the hopper. A hydraulically driven belt then delivers the material to the side of the widener you are working from. The strike-off tool attached to the side of the machine levels the material to the desired grade and slope while leaving no excess material that requires additional passes and broom clean-up.

Strike-off tools are hydraulically controlled from the operator's station, allowing a single operator to control the material discharge rate and grade and slope for the finished product.

Weiler road wideners are capable of working above or below grade and up to 14' (4 m) in width.





WHEN AND WHERE TO USE A ROAD WIDENER?

A road widener's versatility allows you to place a wide variety of materials in many applications. A Weiler road widener allows you to keep dump trucks and equipment off the sub-grade, eliminate additional equipment and improve efficiencies for your crew.

HANDLES A WIDE RANGE OF MATERIALS...

- Asphalt
- Gravel
- Dirt
- Road Stone

...FOR MANY APPLICATIONS

- Placing base materials
- Lane additions
- Shoulder paving and maintenance
- Trench filling
- Service roads
- Bike lanes/paths

BOTTOM LINE

If you need to place material above or below grade, up to 14' (4 m) wide, Weiler offers a road widener to meet the demands of your job with serious cost savings compared to traditional methods.



BENEFITS TO USING A WEILER ROAD WIDENER

PRODUCTIVITY

With one-touch handling of material and working speeds up to 730 feet per minute (223 mpm), the distance covered by your crew is unmatched with traditional methods.

PRECISION

Eliminate entire passes and the machines, fuel and labor they require with one-step placement and control of material. Strike-off tool can be set to exact grade and slope specifications, eliminating additional equipment and labor.

POWER

Each Weiler road widener is equipped with the appropriate Cat® engine for its size to maximize productivity while minimizing fuel consumption and time on the job.

VERSATILITY

From trench filling to complete lane additions, from asphalt to road stone, Weiler road wideners can handle it all.

SIMPLICITY

All controls for material placement are conveniently located on the operator's station. Simplified clean-out and maintenance allow more time for you crew to be placing material.


Saving time and money provides you with the competitive advantage over those using less productive material placement methods.

Road Widener Process

Material → Dumped directly into Widener → Distributed and Leveled by W

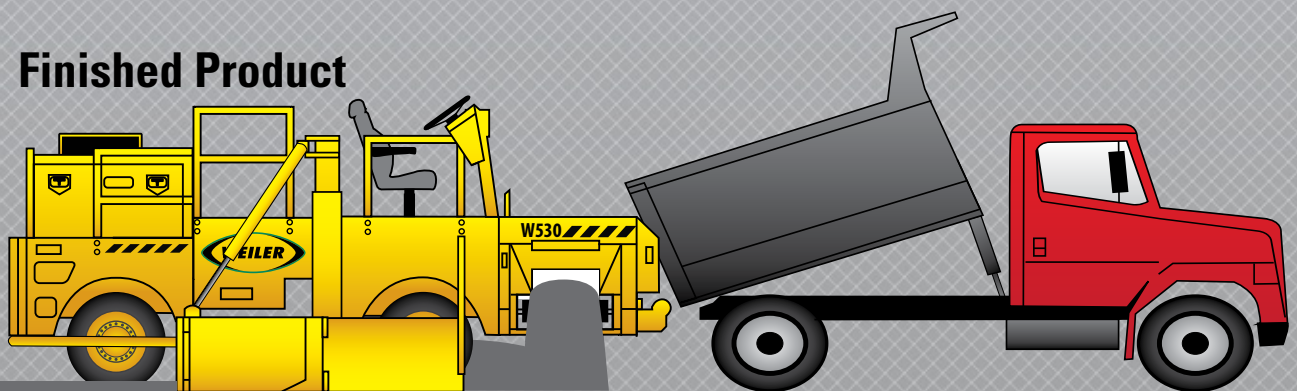
Traditional Process

Material → Dumped onto Ground → Initial Grading Pass → Final Grading



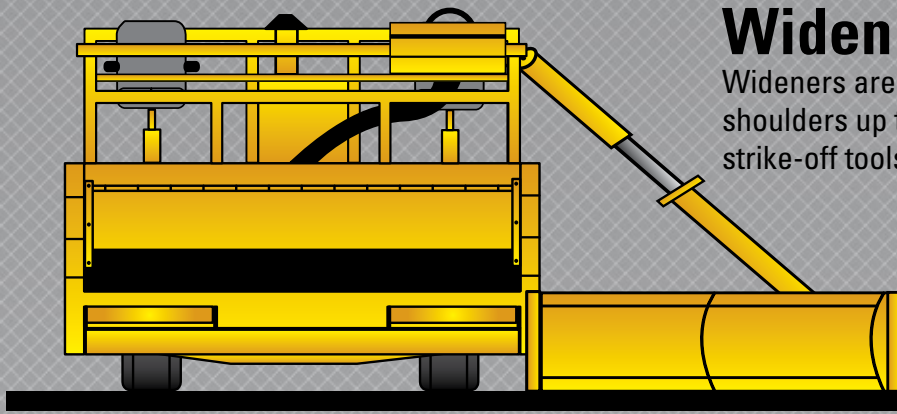


Widener → Finished Product



Pass → Broom Sweep → Finished Product



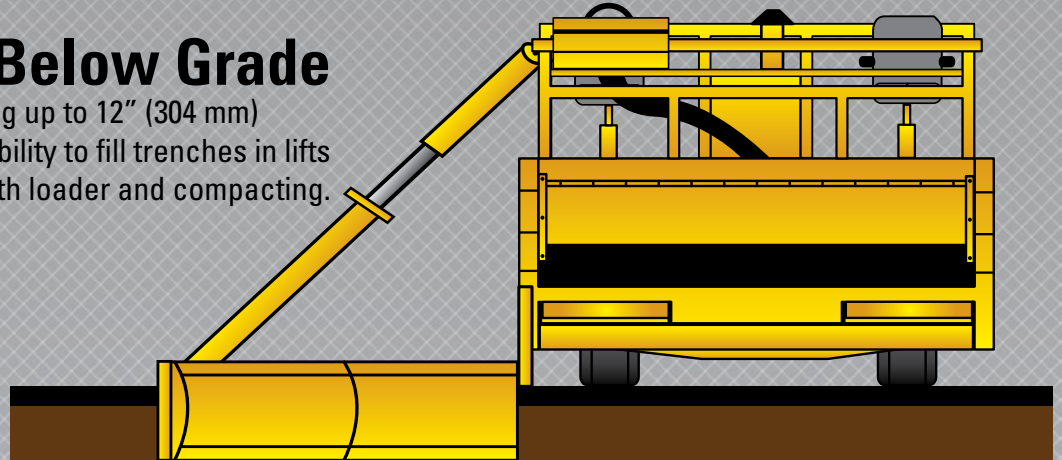


Widening

Wideners are capable of widening roads and creating shoulders up to 14' (4 m) wide. Hydraulically extendable strike-off tools provide quick width adjustments.

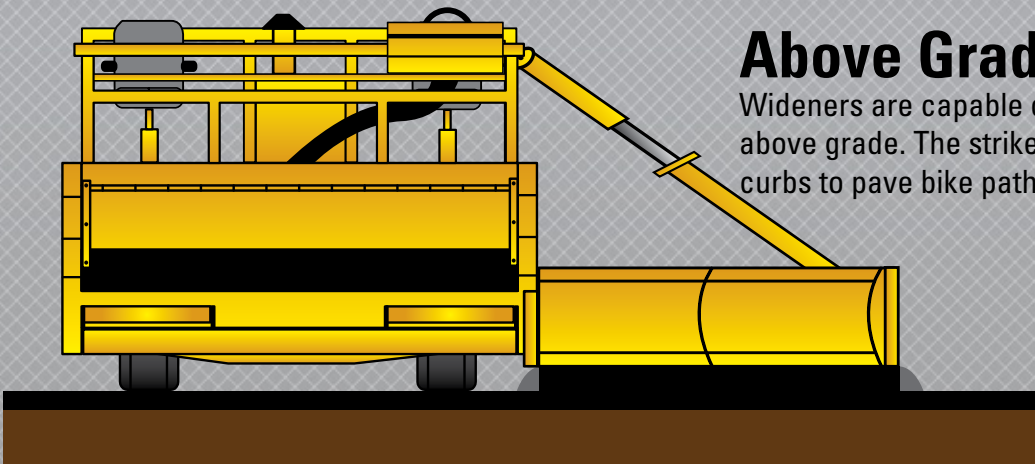
Below Grade

Wideners are capable of working up to 12" (304 mm) below grade allowing the ability to fill trenches in lifts rather than filling with loader and compacting.



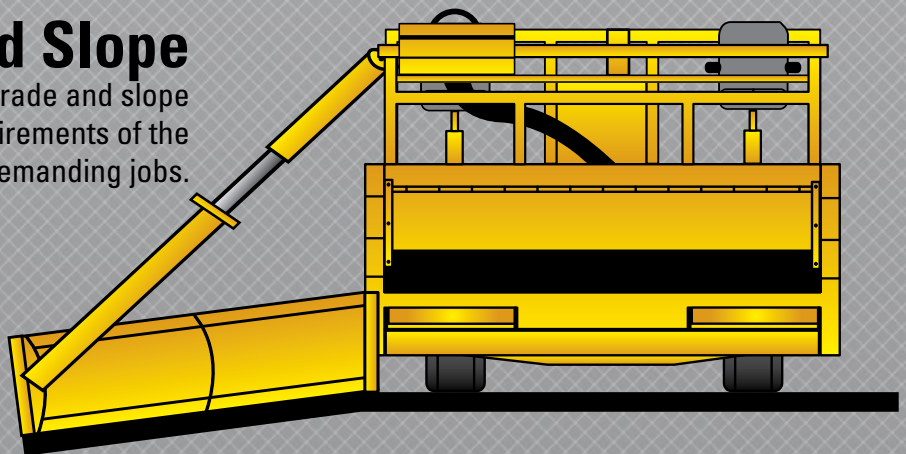
Above Grade

Wideners are capable of working up to 12" (304 mm) above grade. The strike-off tool can raise above existing curbs to pave bike paths and walkways.



Grade and Slope

Wideners feature optional automatic grade and slope controls to meet grade and slope requirements of the most demanding jobs.

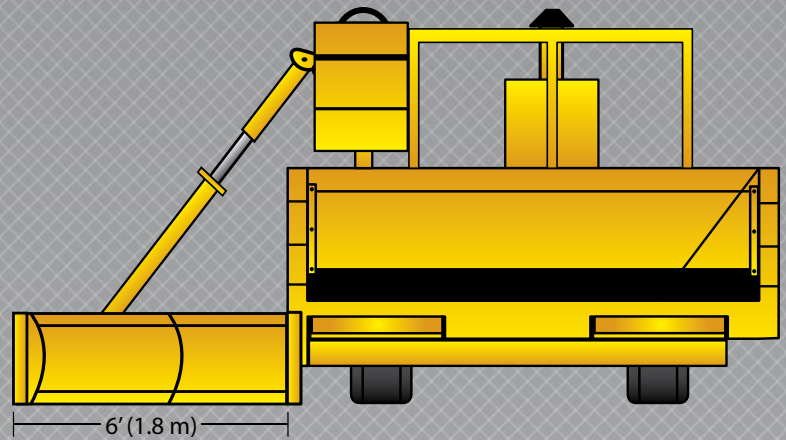


W330

Widens up to 6 feet

8" above grade, 10" below grade

Working Speed up to 150 feet per minute

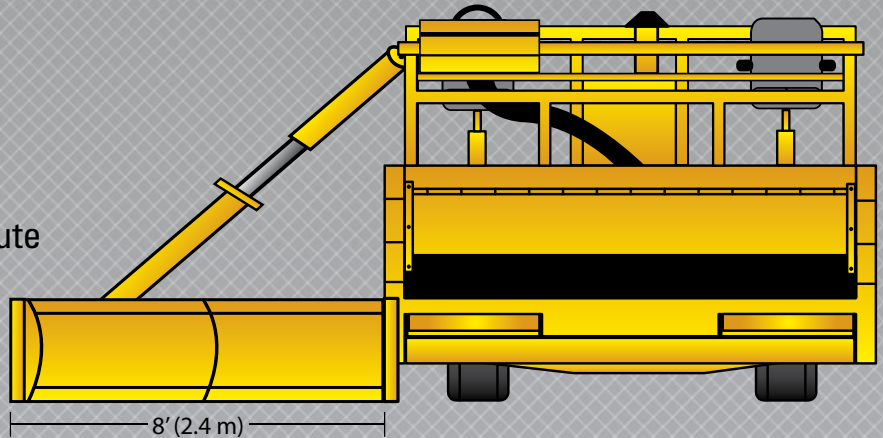


W430

Widens up to 8 feet

12" above and below grade

Working Speed up to 650 feet per minute

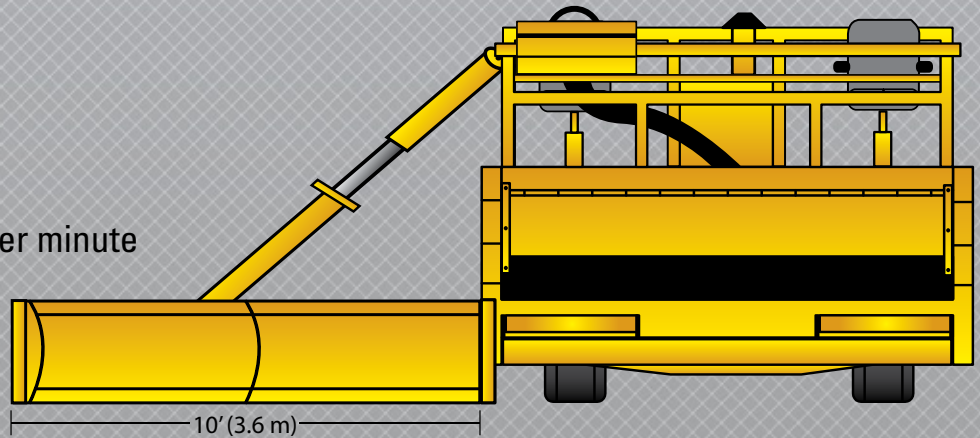


W530

Widens up to 10 feet

12" above and below grade

Working Speed up to 730 feet per minute

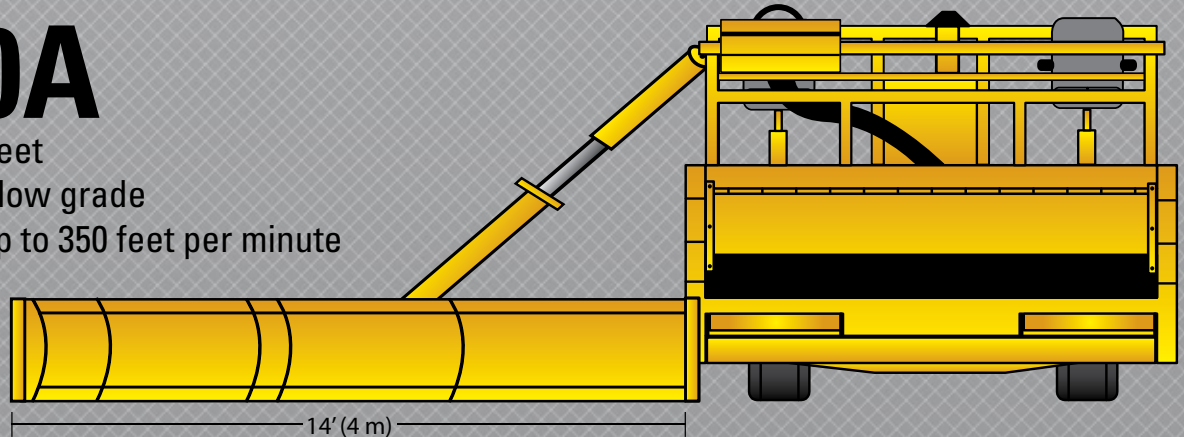


W730A

Widens up to 14 feet

12" above and below grade

Working Speed up to 350 feet per minute



W330

The ideal match for smaller jobs.

SAME BENEFITS, COMPACT SIZE

If you regularly have smaller jobs that make larger machines seem like overkill, consider the W330. It provides the productivity you need, but in a smaller package. That means you only use the power and fuel necessary. The W330 is a breeze to haul, too.

SMALL DIFFERENCES ADD UP

- Foldable front hopper creates machine transport width of 8.5' (2.6 m) - a perfect fit for trailers and easy, hassle free hauls
- Weight of 12,200 lbs. (5534 kg) is lighter than the competitive counterparts, while optional additional 2,100 lbs. (953 kg) adds bulk when needed
- Optional 60 hp (45 kW) engine for those who need an extra push
- 21" (533 mm) strike-off tools are better than competitive like-sized models, and are an improvement over most larger competitive models, too
- Strike-off tool range of 6' (3.6 m) wide and 8" (203 mm) above and 10" (254 mm) below beats most competitive models of similar size
- Hopper size of 3 cu. yds. (2.3 cu m) compared with the 2.5 cu. yds. (1.9 cu m) on most competitive models, means fewer exchanges during the workday
- Belt width of 18" (457 mm) enables increased material discharge, helping productivity



OPTIONAL EQUIPMENT

- Cat 2.2T engine with 60 hp (45 kW)
- Hydraulic push roller
- Wash down system
- Work lights and LED strobe beacon
- Weight kits
- 2'-3' (0.6-0.9 m) adjustable strike-off tool
- Vandal covers

W330 Specs

Weight	12,200 lb (5534 kg)
Optional Rear Weight	2,100 lb (953 kg)
Height	90" (2,290 mm)
Length	200" (5,080 mm)
Width	10' (3 m)
Engine	Cat C2.2 Tier III
Optional Engine	Cat C2.2T Tier III
Horsepower	49 hp (37 kW)
Optional Engine HP	60 hp (45 kW)
Inside Hopper Width	9'4" (2.8 m)
Transport Width	102" (2,590 mm)
Steering	2-wheel front
Transport Speed	8 mph (12.9 km/h)
Working Speeds	0 - 150 fpm (0 - 46 mpm)
Fuel Tank Capacity	30 gal (114 L)
Hydraulic Tank Capacity	20 gal (76 L)
Conveyor Belt Drive	Chain
Conveyor Belt Speed	0 - 400 fpm (0 - 122 mpm)
Working Depth	8" (200 mm) above grade
	10" (250 mm) below grade
Strike-Off Tools	21" (530 mm) tall
Standard	1', 2', 3' (0.3m, 0.6m, 0.9m)
Optional	2'-3' (0.6-0.9m) adjustable
Hopper	Left-hand folding

When flexibility is a factor. **W430**

BOTH PRODUCTION AND EFFICIENCY

Contractors with jobs of varied sizes rely on the W430. This road widener is a production machine, its capacity features prove that point. But when a contractor moves to a smaller job, the W430 can deliver what is needed - and only what's needed. The result: production when a job calls for it, cost-saving efficiencies when it doesn't.

MORE THAN ENOUGH

- Provides enough power to work at widths up to 8' (2.4 m)
- Handles depths of 12" (304 mm) above and below grade
- Large capacity receiving hopper with a 9' 4" (2.84 m) opening
- Chain-driven belt provides a positive drive and keeps the belt tracking in line
- Precise activation of electronic and hydraulic control systems
- Manually adjustable push roller, with optional hydraulic push roller, match varying truck configurations

MATERIAL FLOW

- Temperature-resistant belt with a powerful drive
- 24" (61 cm) wide conveyor belt
- Conveyor belt speed up to 400 feet per minute (121 mpm)
- Conveyors powered by independent, variable-speed, hydraulic, dual end-drive system
- Discharge speed and direction easily controlled by the operator

W430 Specs

Weight	19,500 lb (8,845 kg)
Optional Rear Weight	1,715 lb (778 kg)
Height	95" (2,413 mm)
Length	228" (5,791 mm)
Width	10' (3 m)
Engine	Cat C3.4 Tier III
Horsepower	83 hp (62 kW)
Inside Hopper Width	9'4" (2.8 m)
Transport Width	10' (3 m)
Steering	2-wheel front standard 4-wheel optional
Transport Speed	11 mph (18 km/h)
Working Speeds	0 - 650 fpm (0 - 198 mpm)
Fuel Tank Capacity	64 gal (242 L)
Hydraulic Tank Capacity	52 gal (197 L)
Conveyor Belt Drive	Chain on both end
Conveyor Belt Speed	0 - 400 fpm (0 - 122 mpm)
Working Depth	12" (304 mm) above & below grade
Strike-Off Tools	25" (635 mm) tall
Standard	1', 2', 3' (0.3m, 0.6m, 0.9m)
Optional	2'-3' (0.6-0.9m) adjustable 6' (1.8m)



OPTIONAL EQUIPMENT

- Rear Steer
- Hydraulic push roller
- Additional operator seat
- Wash down system
- Work lights and LED strobe beacon
- Remote strike off control
- Weight kits
- 10 kW generator
- Grade & slope control group
- Opposite side hydraulics
- 6' (1.8 m) strike-off tool
- 2'-3' (0.6-0.9 m) adjustable tool
- 3'-5' (0.9-1.5 m) adjustable tool
- Outer edge plate support
- Strike-off tool carrier
- 10' or 12' broom

W530

Plenty of power and speed.

GO WITH THE FLOW

When a job requires handling heavy loads to meet productivity goals, the W530 answers the call. The road widener features a Cat 4.4T Tier III 114 hp (85 kW) engine, the highest horsepower in the W530's class. The W530 is also available with a 137 hp (102 kW) engine when equipped with the 4-wheel drive option. That power enables the machine to pull wide passes, and even push loaded trucks while doing so and delivers a transport speed of 16 mph (25 kmh).

MATERIAL DELIVERY

- Large capacity dump hopper with a 9' 4" (2.84 m) opening
- Dump hopper is hydraulically operated
- Belt speed of 400 feet per minute (122 mpm) quickly moves material
- 24" (61 cm) chain-driven conveyor powers material flow
- Hydraulically shifting conveyor enables 6" (15.2 cm) shift to either side
- Manually adjustable push roller, with optional hydraulic push roller, match varying truck configurations

TOOLING

- Capable of widening up to 10' (3.6 m), 12" (30.48 cm) above and below grade
- 25" (63.5 cm) interchangeable tools
- Many tooling size options available to meet job requirements, including 2'-3' (0.6-0.9 m) and 3'-5' (0.9-1.5 m) hydraulically extendable tool
- Tooling mounted behind front tire accommodates large spoil pile and surge capacity



OPTIONAL EQUIPMENT

- Rear Steer
- Rear Wheel Drive & Steer
- Hydraulic push roller
- Additional operator seat
- Full width cab w/ heat and air
- Wash down system
- Work lights and LED strobe beacon
- Remote strike off control
- Weight kits
- 10 kW generator
- Grade & slope control group
- Opposite side hydraulics
- 2' (0.9 m), 3' (0.9 m) strike-off tool
- 2'-3' (0.6-0.9 m) adjustable tool
- 3'-5' (0.9-1.5 m) adjustable tool
- Outer edge plate support
- Strike-off tool carrier

W530 Specs

Weight	23,500 lb (10,660 kg)
Optional Rear Weight	2,025 lb (919 kg)
Height	95" (2,413 mm)
Length	232" (5,893 mm)
Width	10' (3 m)
Engine	Cat C4.4 Tier III
Horsepower	114 hp (85 kW)
Inside Hopper Width	9'4" (2.8 m)
Transport Width	10' (3 m)
Steering	2-wheel front standard 4-wheel optional
Transport Speed	16 mph (26 km/h)
Working Speeds	0 - 730 fpm (0 - 223 mpm)
Fuel Tank Capacity	57 gal (216 L)
Hydraulic Tank Capacity	52 gal (197 L)
Conveyor Belt Shift	6" (152 mm) either direction
Conveyor Belt Speed	0 - 400 fpm (0 - 122 mpm)
Working Depth	12" (304 mm) above & below grade
Strike-Off Tools	25" (635 mm) tall
Standard	1' (0.3m), 6' (1.8m)
Optional	2' (0.3m), 3' (0.9m), 2'-3' (0.6-0.9m)

The muscle to move. **W730A**

PROPERLY POWERED

The W730A is built to keep heavy volumes of material moving. It starts with the road widener's ability to adjust to various truck sizes and take full advantage of its hopper capacity of 3.5 cu. yds. (2.7 cu m). A speedy conveyor, with a width of 30" (76 cm) keeps material flowing. Powering it all is the W730A's 174 hp (130 kw) Cat engine, able to push forward smoothly and steadily - even when haul trucks are along for the ride. All that, and an updated design that improves visibility and makes operation easier.

SAFE, MANEUVERABLE AND EASY TO OPERATE

- Four ground drive speeds are easily controlled on the operator station
- Electronic controller provides precise activation of electronic and hydraulic control systems
- All controls and gauges located on single, easy-to-shift operator station
- Digital controller for gauges, diagnostics and calibrations
- Turning radius of 14' (4 m) provides maneuverability while reducing sub-base disruption
- Transport width on 10' (3 m) with a 10' (3 m) conveyor
- Widens up to 14' (4 m), 12" (305 mm) above and below grade

MATERIAL DELIVERY

- 14" (35.5 cm) vertical travel of entire hopper to match varying truck heights
- Increased front clearance helps with jobsite transition and loading/unloading
- Large 3.5 cu. yd (2.7 cu m) hopper capacity
- Hydraulically extendable, oscillating push roller

W730A

Weight	33,500 lb (15,200 kg)
Optional Rear Weight	3,400 lb (1,512 kg)
Height	9'7" (2,900 mm)
Length	25'8" (7.82 m)
Width	10' (3 m)
Engine	Cat C6.6 Tier III
Horsepower	174 hp (130 kW)
Inside Hopper Width	9'4" (2.8 m)
Transport Width	10' (3 m)
Steering	4-wheel w, 3 steering modes
Transport Speed	14 mph (22.5 km/h)
Working Speeds	0 - 350 fpm (0 - 107 mpm)
Fuel Tank Capacity	62 gal (235 L)
Hydraulic Tank Capacity	50 gal (189 L)
Conveyor Belt Shift	6" (152 mm) either direction
Conveyor Belt Speed	0 - 800 fpm (0 - 244 mpm)
Working Depth	12" (304 mm) above & below grade
Strike-Off Tools	25" (635 mm) tall
Standard	1' (0.3m), 2' (0.6m) 3' (0.9m)
Optional	6' (1.8m), 2'-3' (0.6-0.9m) adj.



OPTIONAL EQUIPMENT

- Truck hitch
- Full width cab
- Full width cab w/ heat and air
- Wash down system
- Work lights and LED strobe beacon
- Remote strike off control
- 10' or 12' broom
- Weight kit
- 10 kW generator
- Grade & slope control group
- 12' Conveyor
- Opposite side hydraulics
- Pivot section
- Hinge section
- Crowding attachment
- Hydraulic push beam
- Strike-off tool carrier



Weiler, located in Knoxville, Iowa, is a cutting-edge engineering and manufacturing company. Weiler products are based on proven designs that have a successful track record in the field. Working closely with contractors ensures Weiler products provide the features required to meet and exceed jobsite demands.

Current Weiler products include asphalt pavers, remixing transfer vehicles, road wideners, windrow elevators, static split-drum compactors and front-mount screeds.

Weiler products are sold and serviced exclusively at Cat® dealers around the globe.

QEXQ1806

© 2014 Weiler

For more complete information on Weiler Products, please visit www.weilerproducts.com.

Materials and specifications are subject to change without notice. Featured machines and products may include optional equipment. See your Cat Dealer for complete product and application information including available options. All rights reserved.

